

The background features a large, faint circular graphic composed of many small, colorful, wedge-shaped segments in shades of orange, yellow, pink, and blue, resembling a stylized sun or a gear. The main title is centered in a large, bold, black sans-serif font.

2019 EU SUSTAINABLE DEVELOPMENT REPORT

Guillaume Lafortune
Sustainable Development Solutions Network (SDSN)

Helsinki, ESDN Conference, 31 October 2019

The Sustainable Development Solutions Network (SDSN)

- Global network of researchers and experts launched in 2012 to mobilize knowledge on the SDGs
- Operates under the auspices of the UN Secretary General
- Directed by Prof. Jeffrey D. Sachs
- Network of 1000+ partner institutions
- Purpose:
 - Network
 - Training Center
 - Think Tank



John F.
Kennedy, 1963

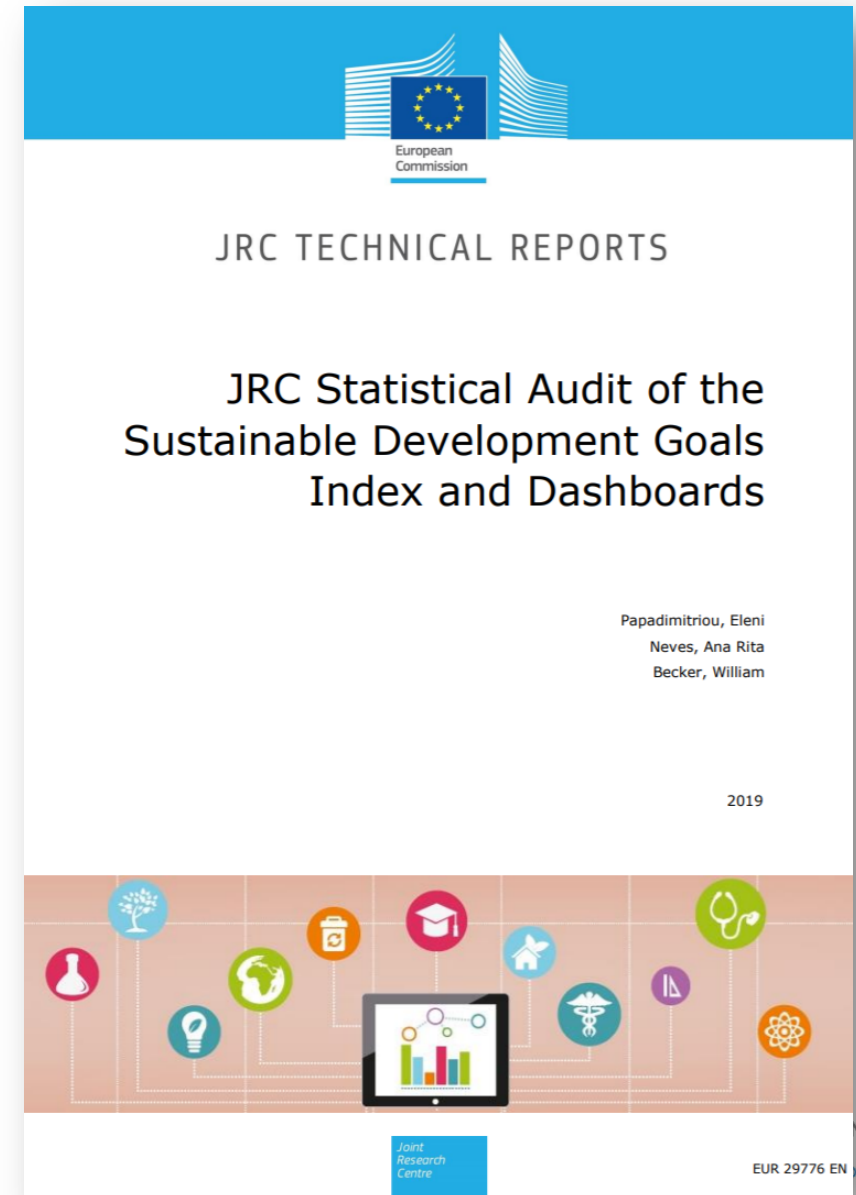
“By defining our goal more clearly, by making it seem more **manageable** and less remote, we can help all people to see it, to draw hope from it and to move irresistibly towards it.”

The 2019 EU SDR

- Lead authors: SDSN and IEEP
- Distance to pre-defined targets
- 113 indicators (official and non-official statistics)
- European Union and member states
- 3 rounds of formal public consultations
- Informal consultation with EC services, MEPs and CSOs

SDR2019 – Statistical audit by the European Commission (JRC)

*“The SDG Index is a **remarkable effort** of synthetizing the 17 SDGs into a single measure. The index ranks are **robust enough**, allowing meaningful conclusions to be drawn from the index.”*



SUSTAINABLE DEVELOPMENT REPORT 2019

Transformations to achieve the
Sustainable Development Goals

Includes the SDG Index and Dashboards



| BertelsmannStiftung



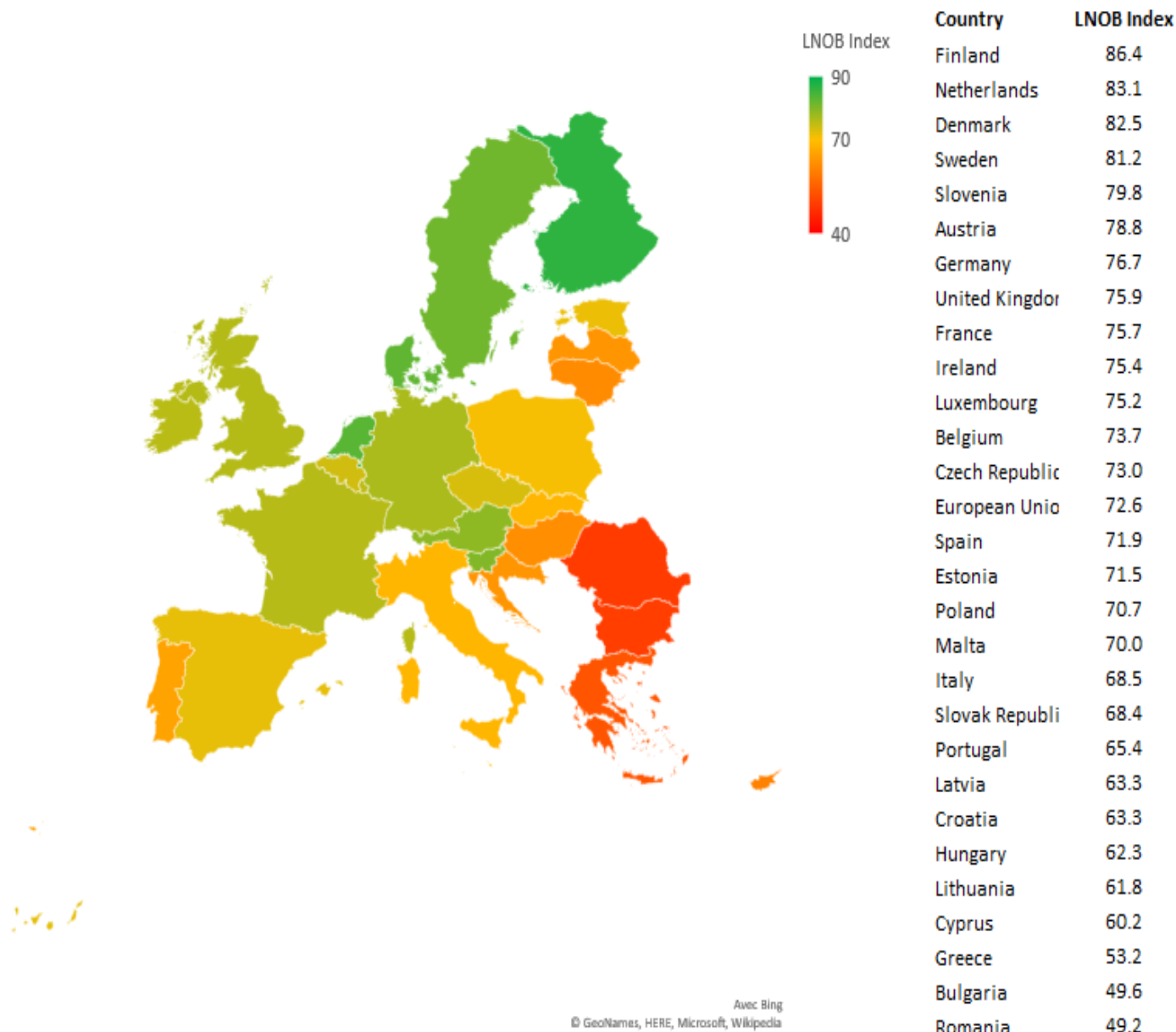
Rank	Country	Score
1	Denmark	85.2
2	Sweden	85.0
3	Finland	82.8
4	France	81.5
5	Austria	81.1
6	Germany	81.1
7	Czech Republic	80.7
8	Norway	80.7
9	Netherlands	80.4
10	Estonia	80.2
11	New Zealand	79.5
12	Slovenia	79.4
13	United Kingdom	79.4
14	Iceland	79.2
15	Japan	78.9
16	Belgium	78.9
17	Switzerland	78.8
18	Korea, Rep.	78.3
19	Ireland	78.2
20	Canada	77.9
21	Costa Rica	77.8

EU Dashboard

Preliminary results not for citation or attribution

[illegible]

Leave-No-One-Behind





telos brabant centre for
sustainable development



2019 SDG Index and Dashboards Report

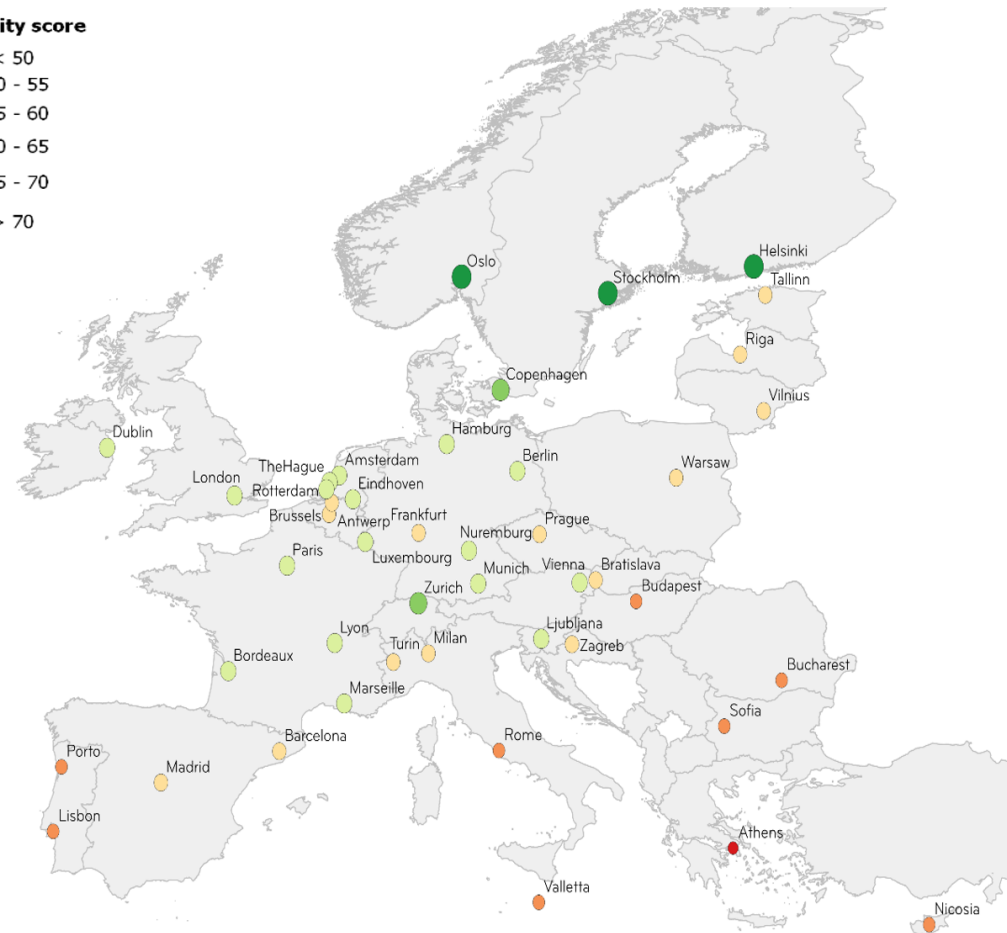
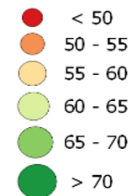
EUROPEAN CITIES

PROTOTYPE VERSION

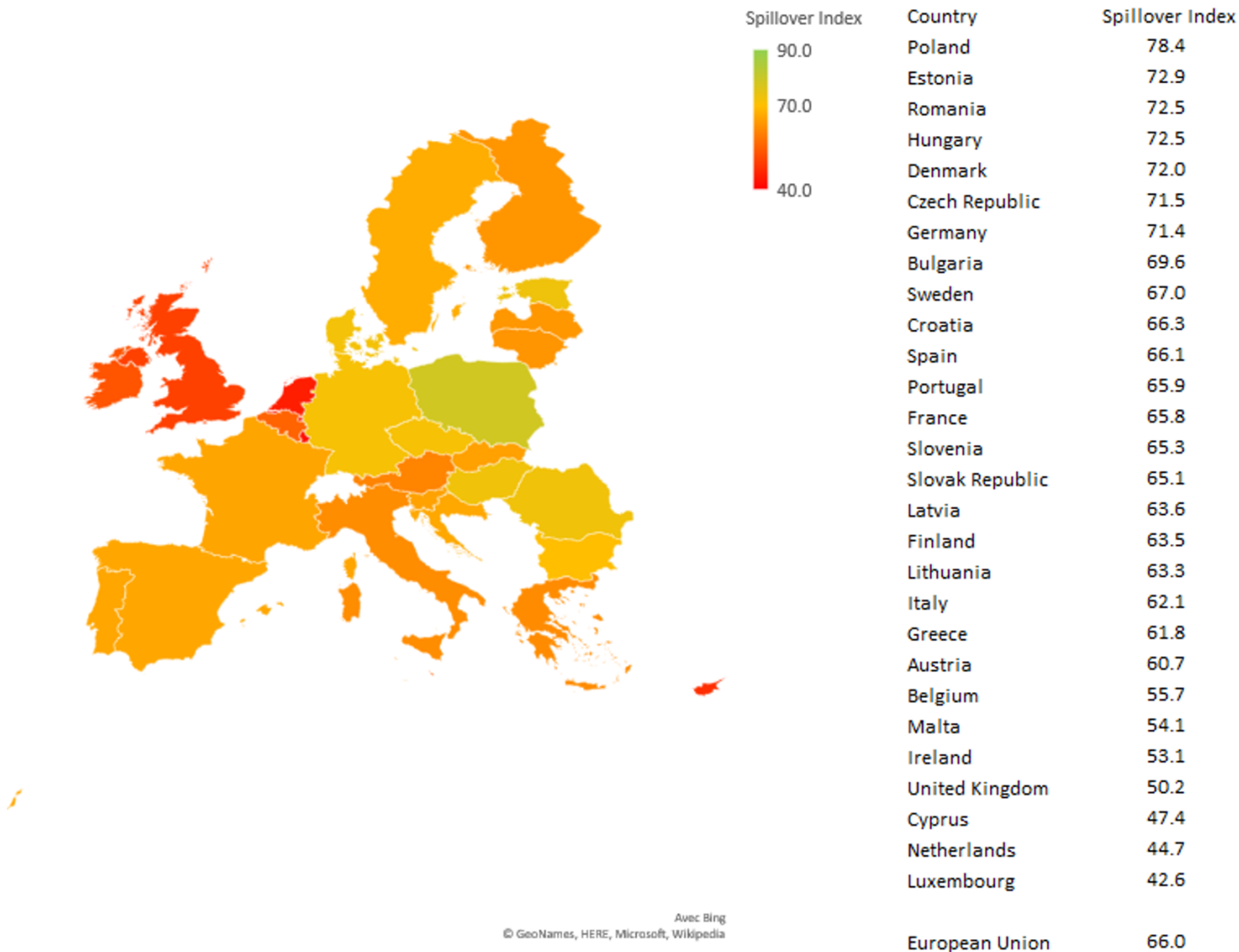


2019

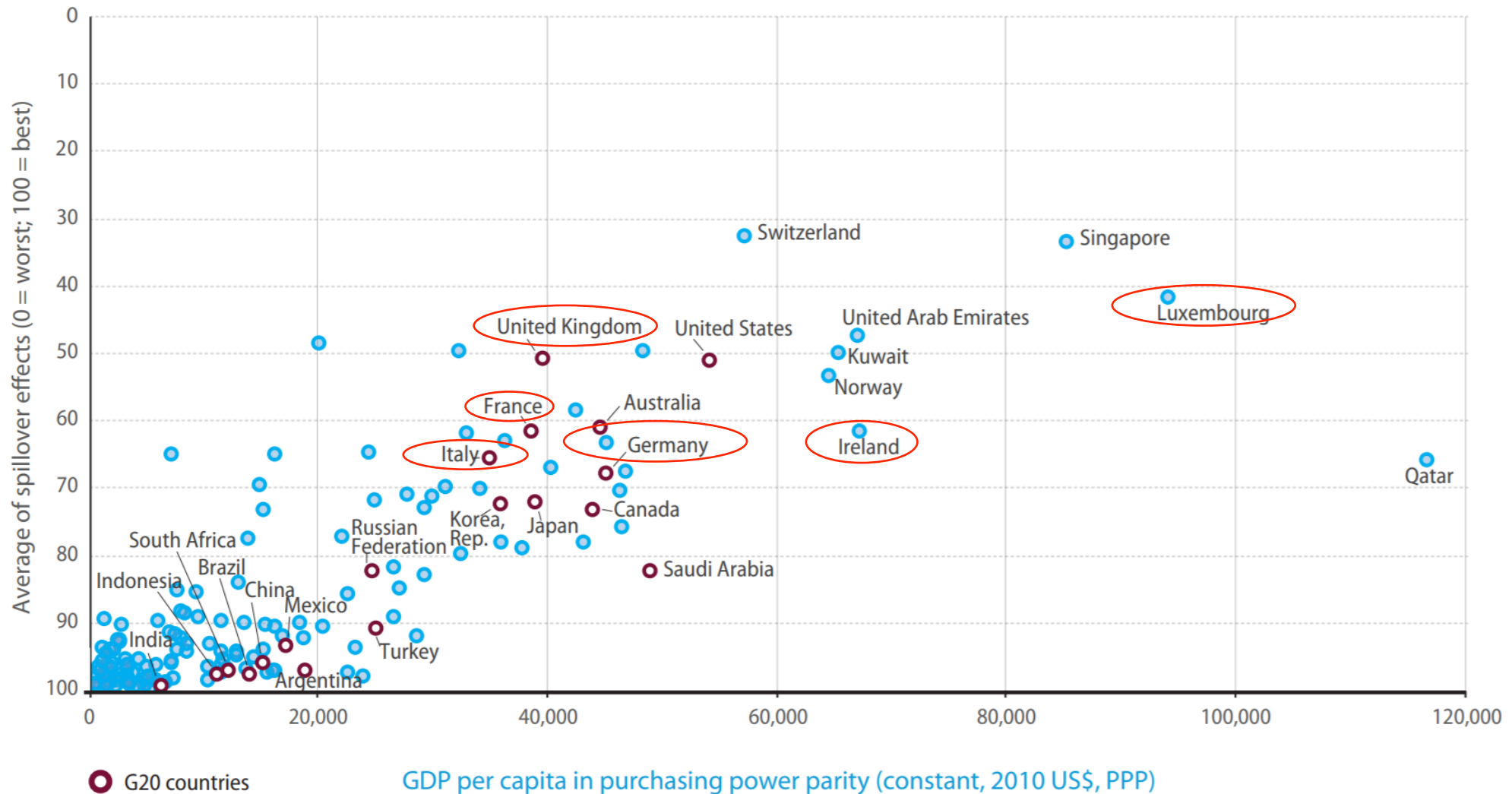
SDG city score



International Spillover Effects



Negative spillover effects



1. Select a Country

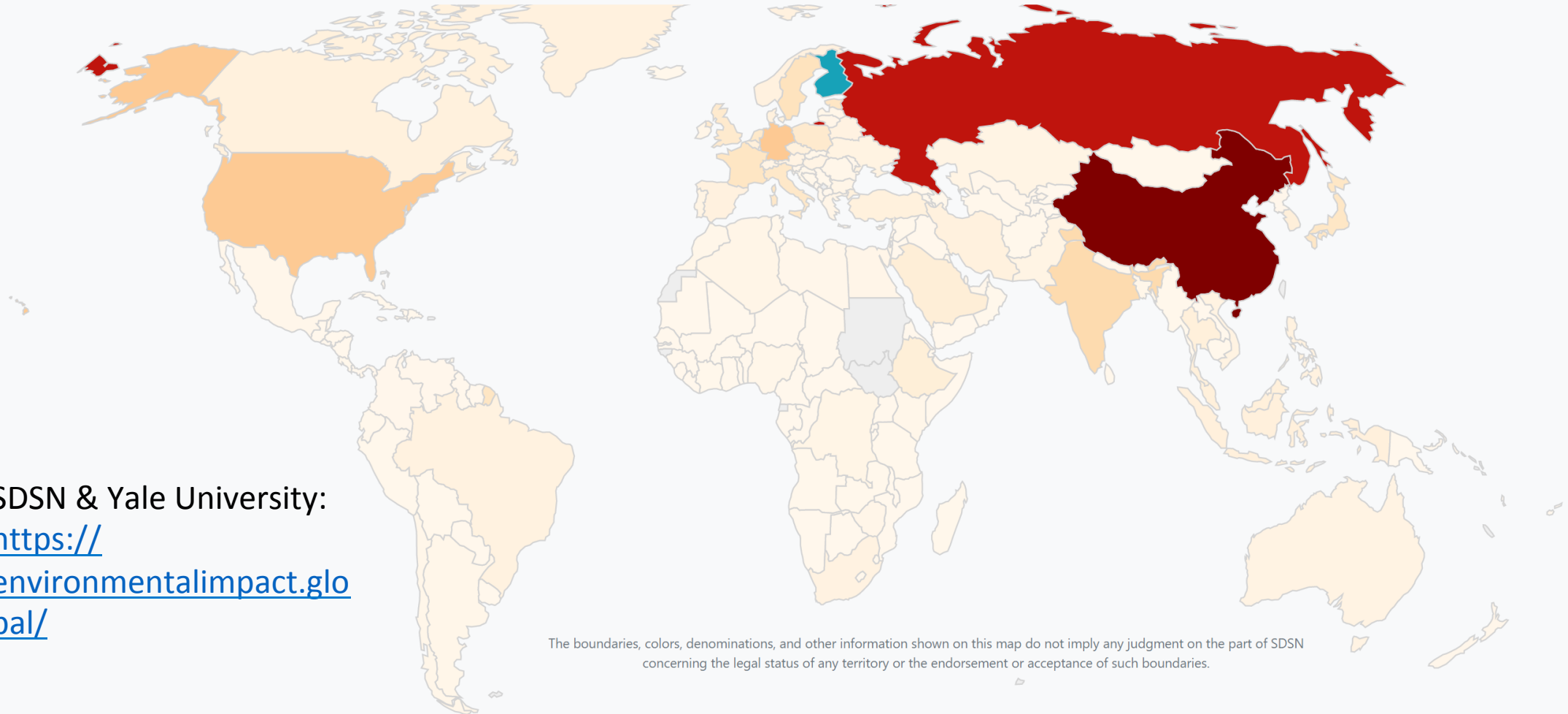
Finland

2. Choose an Indicator

Greenhouse gas emissions

Now showing:

How **Finland** is impacting Greenhouse gas emissions in other countries through trade.



SDSN & Yale University:
[https://
environmentalimpact.glo
bal/](https://environmentalimpact.global/)

The boundaries, colors, denominations, and other information shown on this map do not imply any judgment on the part of SDSN concerning the legal status of any territory or the endorsement or acceptance of such boundaries.

Order by

Finland spillover impact on other countries ▼

Show

Per capita (per 100,000 pop) ▼

using

Linear ▼

scale

Meeting SDG requires 6 Transformations

Leave No One Behind



Circularity and Decoupling

Source: Sachs et al.
2019. Nature
Sustainability

Working paper on
[SDSN website](https://www.sdsn.org/)

EU SDG Priorities



1. Achieving the SDGs inside the EU

European Green Deal
Sustainable Europe
Investment Plan and
Budget
Skills & Education: EU
Education Area and
Horizon Europe 2030




2. European diplomacy and development cooperation



3. Tackling international spillovers

Key instruments



MULTI ANNUAL
FINANCIAL FRAMEWORK
(MFF)



EUROPEAN SEMESTER



SDG MONITORING AND
REPORTING FRAMEWORK

Contact

guillaume.lafortune@unsdsn.org